

OPOOOIO




SHE

“She” and “He” are two wall lamps that have been designed and evolved together. The main difference between the two is given by their proportions, which define their attitudes.

Thinner and longer the “She” is designed to focus the viewer on the crystal resin sculptures found at the top and bottom of the lamp.

The sculptures illuminate accentuating their unique effect.


The central piece of the “She” is made out of aluminum, wood and volcanic rock and it's decorated with hand incised lines across its surface.



SHE LINES WHITE



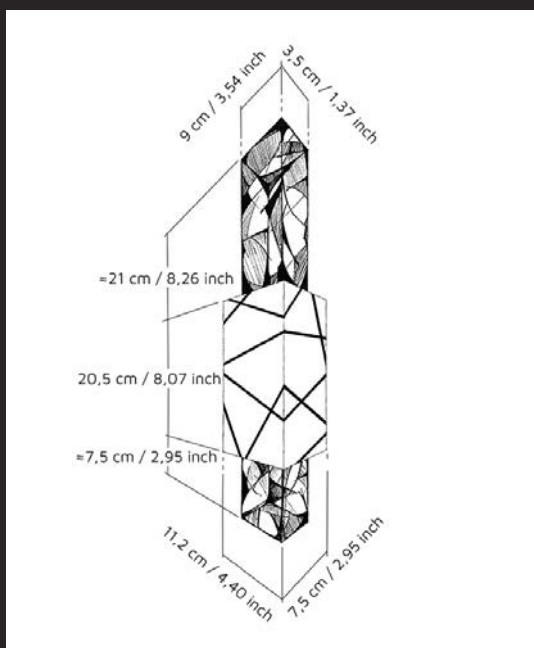
SHE LINES RUST



SHE BLACK



SHE LINES BLACK



Technical Details:

Cod. Led Opoggio-DDS1221

100-240V
 Power Frequency PWM - 300-10000 Hz
 (recommended 3000 Hz)
 24 Vdc - 2,5/5W - 300/700 Lumen

Dimmable power PWM

Extra warm light (2700 K)
 Warm light (3000 K)
 Natural light (4000 K)

Light temperature is Fixed

US VERSION AVAILABLE

Available finishes:

- Matte white
- Matte black
- Rust
- Other colors available on request

